

Type 114 115

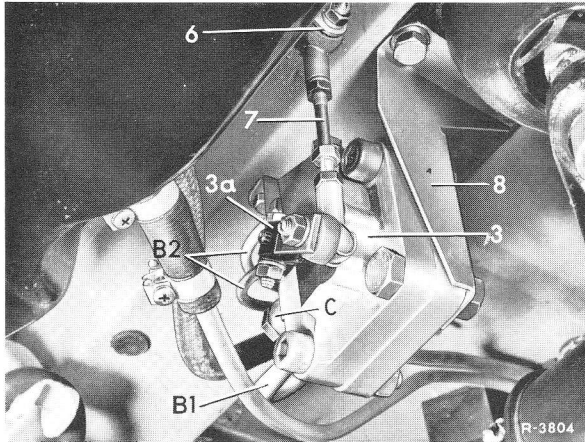
Only vehicles up to March 1971.

Every 45 000 km / 30 000 miles

Not required for vehicles as from April 1971 with service-free ball joints

Lubricant

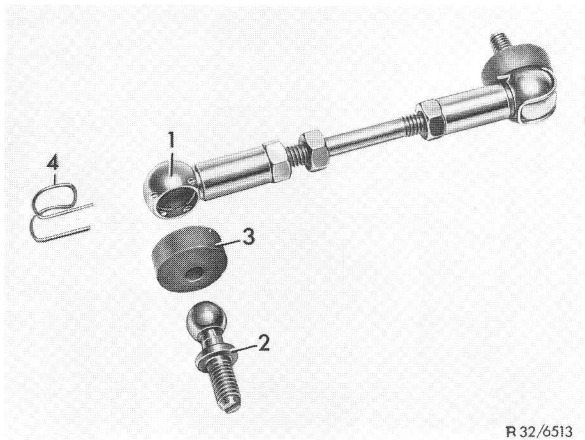
Longterm grease see: Operative Materials on page 266.2



8 Level control unit
3a Lever

6 Torsion bar lever
7 Linkage

- On versions with steel joints take out the locking wire and unscrew the ball pins.
- Clean ball sockets and ball pins and check for wear.
- Check sealing washers and renew if necessary.
- Smear ball sockets with grease, install and secure.



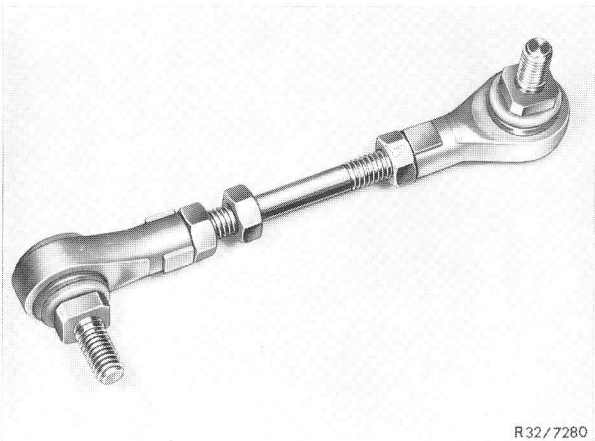
Former version

1 Ball socket
2 Ball pin

3 Sealing washer
4 Locking wire

Note: If worn-out ball joints must be replaced, also readjust vehicle level under load.

For maintenance-free ball joints, the ball pin should not be pulled out of ball socket.



Maintenance-free version